

Inspire Connect



Inspire Connect 1200 Black prism 3510lm 3000K Ra>80 Connect

Article code: 212477
 EAN: 7021982124778



Electrical

System wattage: 29W
 Voltage: 220-240V
 Frequency (Hz): 50/60Hz
 Max. luminaires per circuit breaker: B10: 26, B16: 42, C10: 43, C16: 71
 Leakage current (mA): 0.50

Light technic

Type of light source: LED
 Light source included: Yes
 Luminous flux: 3510lm
 Efficacy: 121 lm/W
 Colour temperature: 3000K
 Colour rendering (CRI): Ra>80
 MacAdams factor: SDCM: 3
 Lifetime: L80/B20>100,000
 Lifetime: L90>50,000
 Light distribution: Direct/Indirect 50/50%
 Optic: Prism Optic
 UGR: UGR<19
 Photobiological safety: RG 0

Control/Dimming

Type: Connect

Protection

Luminaire class: Class I
 IP Class: IP20

Energy and approvals

Contains light source of energy class: B
 Breeam: Fulfils Hea 01 for flicker free lighting

Materials and finish

Housing: Aluminium
 Colour: Black (RAL 9004)
 Optics: Polycarbonat (PC)

Mounting/Connection

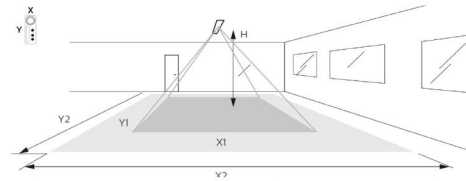
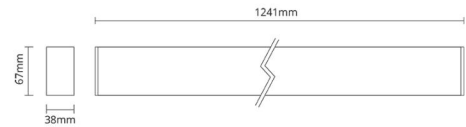
Mounting: Suspended, Indoor
 Module: 1200
 Wire set: 2x2m wire kit
 Cable: Cable 3x0,75mm² 2,5m

Dimensions

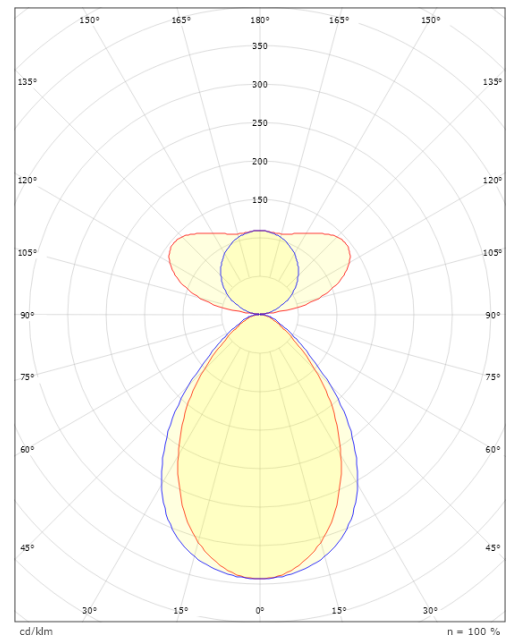
Length (mm) L: 1241
 Width (mm) W: 38
 Height (mm) H: 70
 Weight (kg) gross/net: 3.775 / 3.375

Packaging

Packing dimensions (mm): 1365 x 90 x 61



H (m)	Minor movements		Major movements	
	X1 (m)	Y1 (m)	X2 (m)	Y2 (m)
2.4	1.9	2.9	2.9	4.3
3	2.4	3.6	3.6	5.4



cd/kdm η = 100 %

— C0/C180
 — C90/C270



7 0 2 1 9 8 2 1 2 4 7 7 8