

# Circulus Maxi Pendant



Circulus Maxi Pendant is a round pendant luminaire with a minimalistic design, giving a beautiful, even light. The luminaire is produced in a powder-coated matt black or white steel, and can be dimmed using a DALI or phase control dimmer. We recommend LEDDim 400 and LEDDim Smart. Ability to mount at different heights by means of the three adjustable flexes. The pendant is easily fitted with a bracket that can be screwed directly into all known ceiling boxes. Visible cabling also possible.

# Circulus Maxi Pendant








## Product- and environment images




# Article codes



Article	Protection	Control gear	Mounting/Connection	Dimensions
<b>3000K</b>				
 <p>214021  <b>Circulus Maxi Pendant White</b>  <b>2990lm 3000K Ra&gt;80 Trailing edge dimming</b>  <b>30W LED</b>            100 lm/W SDCM:3            L70/B10&gt;100,000            Beam: 100°, Direct, Opal</p>	<p><b>Class I</b>  <b>IP20</b></p>	<p>Trailing edge            dimming</p>	<p>Suspended, Indoor            Screwless terminal block</p>	<p>L550 x W550 x H55</p>
 <p>214022  <b>Circulus Maxi Pendant Black</b>  <b>2990lm 3000K Ra&gt;80 Trailing edge dimming</b>  <b>30W LED</b>            100 lm/W SDCM:3            L70/B10&gt;100,000            Beam: 100°, Direct, Opal</p>	<p><b>Class I</b>  <b>IP20</b></p>	<p>Trailing edge            dimming</p>	<p>Suspended, Indoor            Screwless terminal block</p>	<p>L550 x W550 x H55</p>
 <p>214025  <b>Circulus Maxi Pendant White</b>  <b>3060lm 3000K Ra&gt;80 DALI-2 / Push Dim</b>  <b>Dim</b>  <b>30W LED</b>            102 lm/W SDCM:3            L70/B10&gt;100,000            Beam: 100°, Direct, Opal</p>	<p><b>Class I</b>  <b>IP20</b></p>	<p>DALI-2 / Push Dim</p>	<p>Suspended, Indoor            Screwless terminal block</p>	<p>L550 x W550 x H55</p>
 <p>214026  <b>Circulus Maxi Pendant Black</b>  <b>2990lm 3000K Ra&gt;80 DALI-2 / Push Dim</b>  <b>Dim</b>  <b>30W LED</b>            100 lm/W SDCM:3            L70/B10&gt;100,000            Beam: 100°, Direct, Opal</p>	<p><b>Class I</b>  <b>IP20</b></p>	<p>DALI-2 / Push Dim</p>	<p>Suspended, Indoor            Screwless terminal block</p>	<p>L550 x W550 x H55</p>
<b>4000K</b>				
 <p>214023  <b>Circulus Maxi Pendant White</b>  <b>3410lm 4000K Ra&gt;80 Trailing edge dimming</b>  <b>30W LED</b>            114 lm/W SDCM:3            L70/B10&gt;100,000            Beam: 100°, Direct, Opal</p>	<p><b>Class I</b>  <b>IP20</b></p>	<p>Trailing edge            dimming</p>	<p>Suspended, Indoor            Screwless terminal block</p>	<p>L550 x W550 x H55</p>

# Article codes



Article	Protection	Control gear	Mounting/Connection	Dimensions
 <p>214024  <b>Circulus Maxi Pendant Black</b>  <b>3150lm 4000K Ra&gt;80 Trailing edge dimming</b>  <b>30W LED</b>            105 lm/W SDCM:3            L70/B10&gt;100,000            Beam: 100°, Direct, Opal</p>	<b>Class I</b> <b>IP20</b>	Trailing edge dimming	Suspended, Indoor Screwless terminal block	L550 x W550 x H55
 <p>214027  <b>Circulus Maxi Pendant White</b>  <b>3410lm 4000K Ra&gt;80 DALI-2 / Push Dim</b>  <b>Dim</b>  <b>30W LED</b>            114 lm/W SDCM:3            L70/B10&gt;100,000            Beam: 100°, Direct, Opal</p>	<b>Class I</b> <b>IP20</b>	DALI-2 / Push Dim	Suspended, Indoor Screwless terminal block	L550 x W550 x H55
 <p>214028  <b>Circulus Maxi Pendant Black</b>  <b>3150lm 4000K Ra&gt;80 DALI-2 / Push Dim</b>  <b>Dim</b>  <b>30W LED</b>            105 lm/W SDCM:3            L70/B10&gt;100,000            Beam: 100°, Direct, Opal</p>	<b>Class I</b> <b>IP20</b>	DALI-2 / Push Dim	Suspended, Indoor Screwless terminal block	L550 x W550 x H55